

camco

Investor Presentation Trading Update 30 June 2010

Scott McGregor, CEO
Yariv Cohen, CCO

14 July 2010



Important Disclaimer

These presentation materials (the "Presentation Materials") are being solely issued to and directed at (a) persons having professional experience in matters relating to investments and who are investment professionals as specified in Article 19(5) of the Financial Services and Markets Act 2000 (Financial Promotion) Order 2005 (the "Financial Promotions Order"), and (b) persons certified as sophisticated investors within the meaning of Article 50 of the Financial Promotions Order but (for the avoidance of doubt) not those who are self-certified within the meaning of the Financial Promotions Order.

This document is exempt from the general restriction on the communication of invitations or inducements to enter into investment activity and has therefore not been approved by an authorised person as would otherwise be required by section 21 of the Financial Services and Markets Act 2000. Any investment to which this document relates is available to (and any investment activity to which it relates will be engaged with) only those persons described in (a) or (b) above. Persons who do not fall within the above categories of investor should not take any action upon this document, but should return it immediately to KBC Peel Hunt Ltd, Corporate Finance department, 111 Old Broad Street, London, EC2N 1PH.

It is a condition of your receiving this document that (i) you fall within, and you warrant to Camco International Limited (the "Company") and KBC Peel Hunt Ltd ("KBC Peel Hunt") that you fall within, one of the categories of person described in (a) or (b) above and (ii) if you fall within category (b) above, it is a condition of your receiving this document that (A) you are a person who has a current sophisticated investor certificate, signed by an authorised person and dated no earlier than 36 months preceding the date of receipt of this document, confirming that, in the opinion of such person, you are sufficiently knowledgeable to understand the risks associated with an investment in an AIM quoted company and (B) that within the last 12 months you have signed a statement in the terms set out in Article 50(1)(b) of the Financial Promotions Order.

The Presentation Materials do not constitute or form any part of any offer or invitation to sell or issue or purchase or subscribe for any shares in the Company nor shall they or any part of them, or the fact of their distribution, form the basis of, or be relied on in connection with, any contract with the Company relating to any securities. The Presentation Materials are not intended to be distributed or passed on, directly or indirectly, or to any other class of persons. They are being supplied to you solely for your information and may not be reproduced, forwarded to any other person or published, in whole or in part, for any other purpose.

No reliance may be placed for any purpose whatsoever on the information contained in this document or on its completeness. Any reliance on this communication could potentially expose you to a significant risk of losing all of the property invested by you or the incurring by you of additional liability. No representation or warranty, express or implied, is given by the Company, its directors or employees, or KBC Peel Hunt or their professional advisers as to the accuracy, fairness, sufficiency or completeness of the information, opinions or beliefs contained in this document. Save in the case of fraud, no liability is accepted for any loss, cost or damage suffered or incurred as a result of the reliance on such information, opinions or beliefs. Recipients of these Presentation Materials should conduct their own investigation, evaluation and analysis of the business, data and property described in this document.

If you are in any doubt about the investment to which these Presentation Materials relate, you should consult a person authorised by the Financial Services Authority who specialises in advising on securities of the kind described in this document. KBC Peel Hunt will not be responsible in respect of such matters to any other person for providing protections afforded to customers of KBC Peel Hunt or for providing advice in relation to those matters.

The information presented here is not an offer for sale within the United States of any shares or any other security of the Company. Any shares referred to herein have not been and will not be registered under the U.S. Securities Act of 1933, as amended, and may not be offered or sold in the United States absent registration under that Act or an available exemption from it. The distribution of this document in certain jurisdictions may be restricted by law and persons into whose possession this presentation comes should inform themselves about, and observe, any such restrictions.

Certain statements made in this presentation may not be based on historical information or facts and may be "forward-looking" statements, including those relating to the Company's general business plans and strategy, its future financial condition and growth prospects, and future developments in its industry and its competitive and regulatory environment. Actual results may differ materially from these forward-looking statements due to a number of factors, including future changes or developments in the Company's business, its competitive environment, information technology and political, economic, legal and social conditions affecting the Company.

Agenda

- **About Camco**
- Project Development and Investments
- Carbon Project Development
- Energy and Carbon Advisory
- Outlook



Camco - A global developer of emission reductions and clean energy projects

About Camco

Project development & investments

Developing emissions to energy projects

Agricultural methane, industrial energy efficiency, coal mine methane, municipal solid waste, biomass and landfill gas projects

Main focus in the US and China & SE Asia

Carbon development services

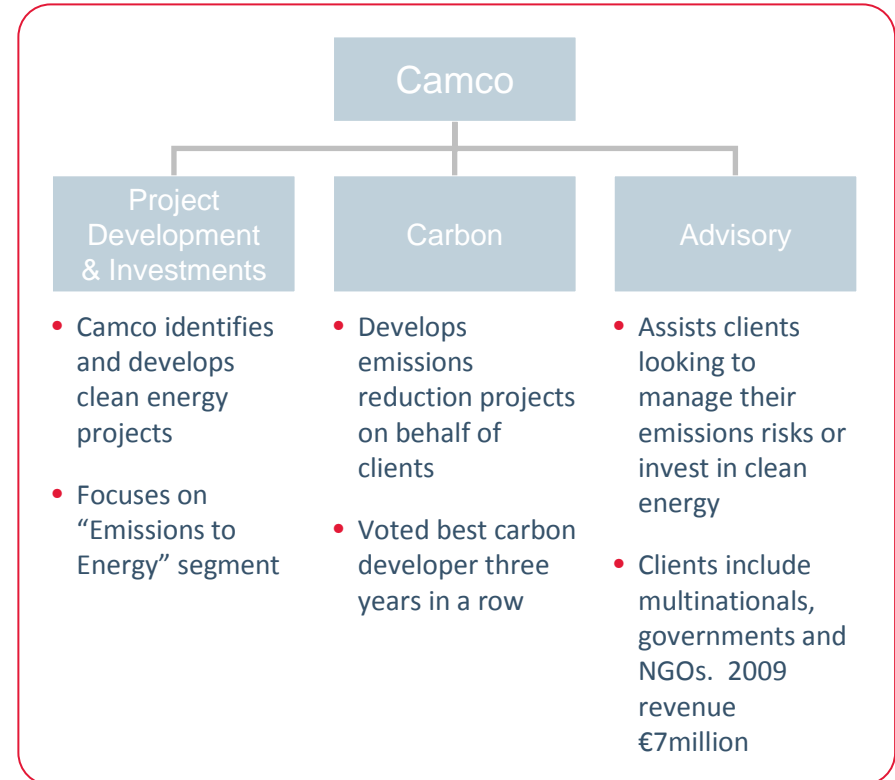
Developing carbon projects in both compliance and voluntary markets

Main focus in China, Africa, Russia, USA and SEA

Energy and carbon advisory

Combines strategic, commercial and technical expertise

Delivers low carbon energy, sustainable development solutions, software and services



Where we operate

North America – Focus on project development and investments, Camco’s North American operation is building a diverse portfolio of projects in industrial energy efficiency, and agricultural methane while also delivering carbon projects and advisory services.

UK – Camco’s main activity in the UK is advisory services delivering low carbon energy, sustainable development solutions, and software and services.

Eastern Europe & Former Soviet Republics (FSR) – Camco has strong carbon development presence in Moscow focusing on Russia, FSR and the Middle East



China & SEA – Camco is the leading carbon developer in China. The China office provides: carbon project development, clean energy project development and investment services

Africa - Camco has a strong advisory presence in Africa working with companies and governments on emission reductions and clean energy projects.

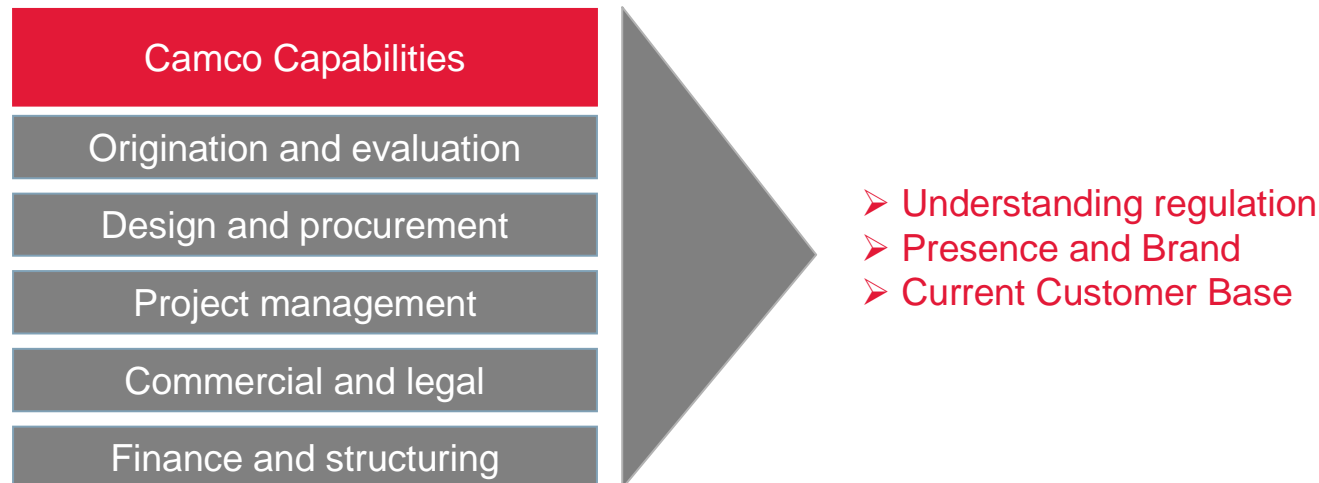
Agenda

- About Camco
- **Project Development and Investments**
- Carbon Project Development
- Energy and Carbon Advisory
- Outlook

Project development and investment

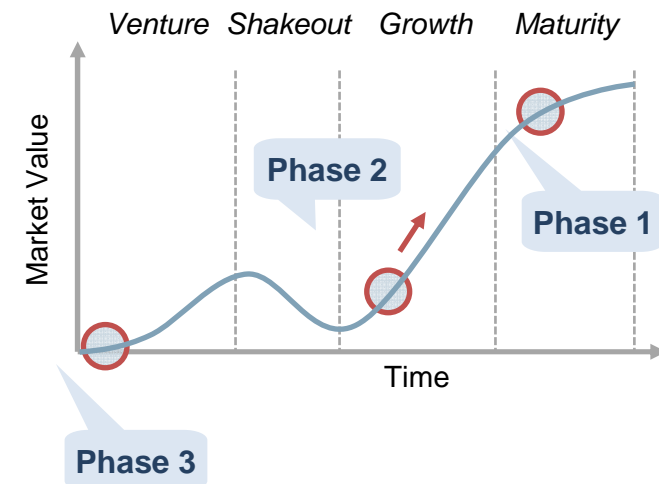
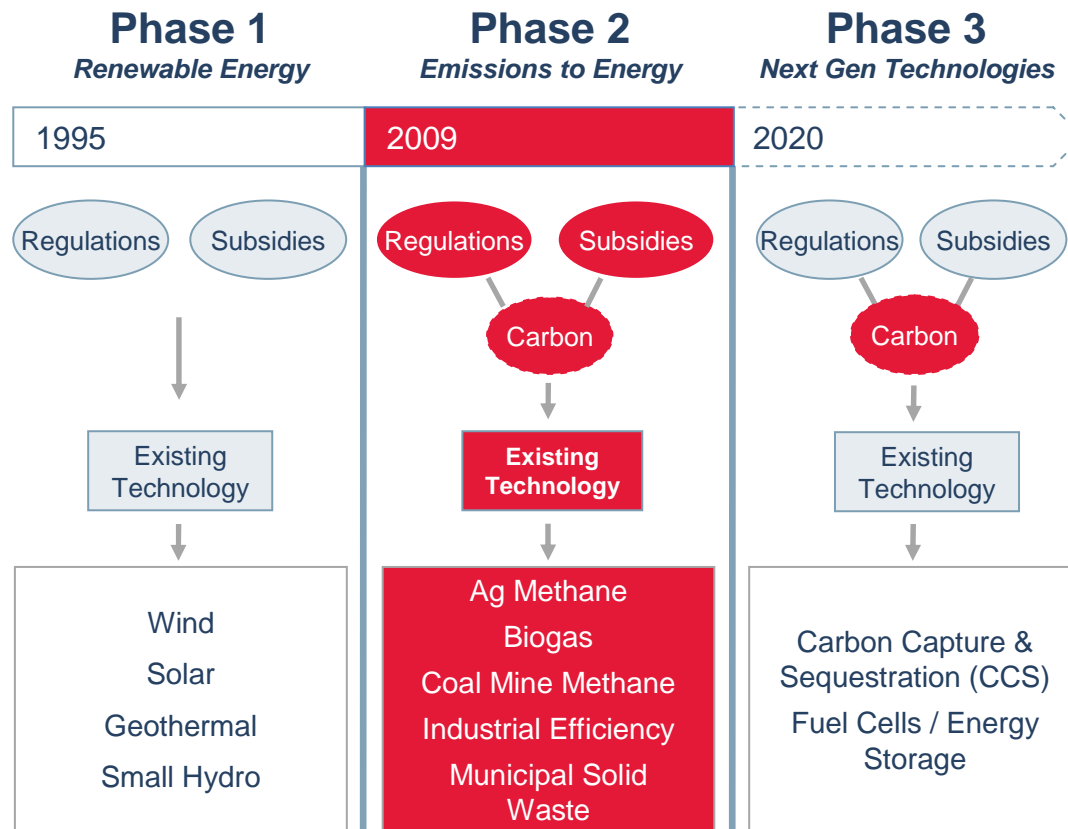
Focus on agricultural and industrial energy efficiency

- Camco has teamed up with a specialist energy fund to finance a portfolio of Agricultural Methane to energy projects worth \$54m
- Camco has incorporated and is leading a consortium which will deploy capital to build and operate emissions-to-energy projects in the agricultural sector
- Camco has secured a pipe-line of clean energy projects in China / SE Asia and the US



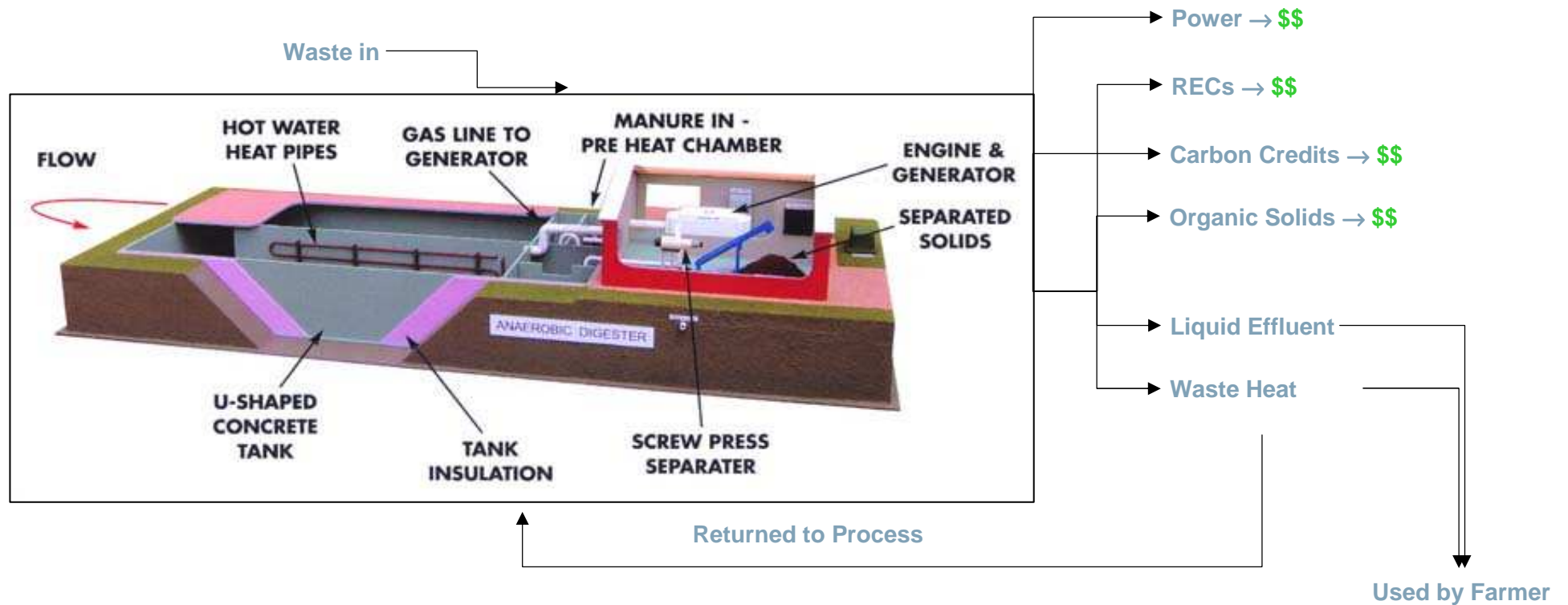
Clean energy – Our focus

Sector Overview



An example project

Example of a carbon-backed sustainable energy project – Ag Methane



Agenda

- About Camco
- Project Development and Investments
- **Carbon Project Development**
- Energy and Carbon Advisory
- Outlook

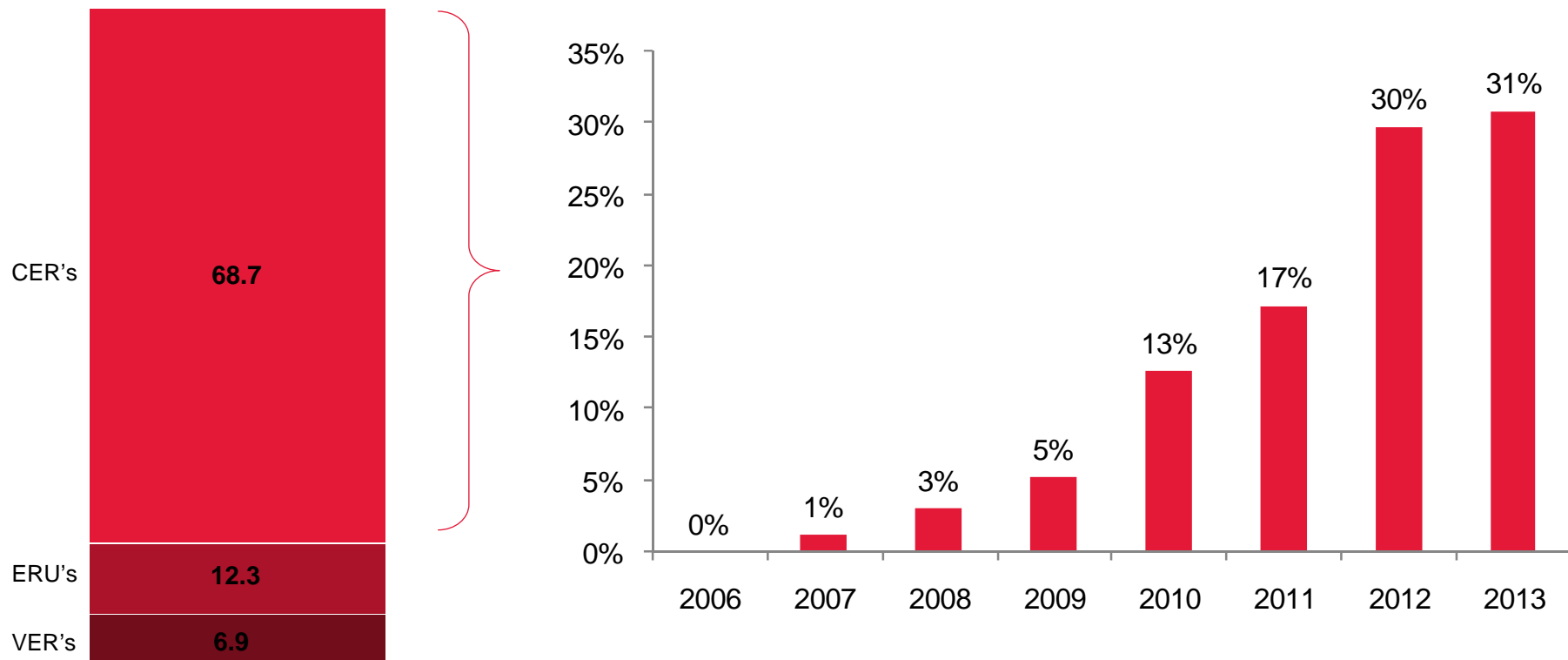
Carbon Project Development

An increase in issuance of >80%

- >80% increase in issuance of CERs compared to the previous six months
- Short term delays are expected as a result of changes in the UN approval process
- A change in the contract structure classification resulted in an increase in Revenue Share and decrease in In Specie tonnes
- First issuance of ERU's originating from Eastern European small hydro projects
- New business development continuing in SE Asia

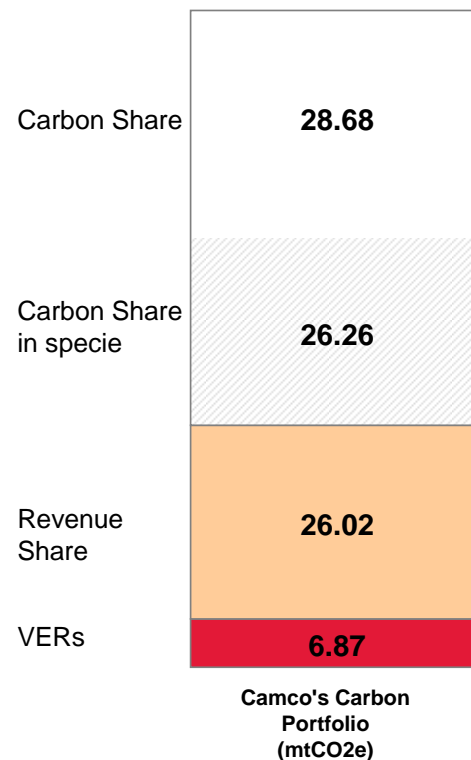
Total carbon credit projects under management - Issuance

Estimated CER issuance over time %



Carbon credit project management - Portfolio

Camco continues to develop its portfolio and to move projects through the CDM registration process



Basis	Delivered/ Issued	To Be delivered up to 2013		Total Risked Tonnes ¹
Carbon Share In Specie	2.01	Unsold	15.00	26.26
		Forward Sold ²	9.24	
Revenue Share	4.18	Unsold	15.49	26.02
		Forward Sold ²	6.34	
VERs	3.00	Unsold	3.87	6.87
		Forward Sold	-	

1 These amounts will fluctuate as additional tonnes are contracted and conservative write downs occur

2 For a number of forward sales a percentage of Camco's sales price remains linked to market prices.

Agenda

- About Camco
- Project Development and Investments
- Carbon Project Development
- **Energy and Carbon Advisory**
- Outlook

Energy and carbon advisory

Successful first half for the advisory services – in the UK and Africa

UK moving firmly into profit

- In the period Camco has expanded its industry client portfolio working mainly on energy efficiency, emissions assessment and carbon management projects. Amongst clients are Diageo, BAE, JCB, Siemens, BAA, Next, American Sugar Refinery Inc. and others.
- Camco won large contracts with the public sector; Carbon Trust sponsored work concerning local authorities and higher education institutions, and assignments for local authorities and NHS authorities.

Growing demand in Africa for the advisory services

- Camco South Africa has established itself as a leading carbon advisory – it has won significant contracts with leading industrial local manufacturers
- Camco is currently working on multiple governmental projects in Africa designing feed in tariffs and clean investment strategies; working in Uganda, South Africa and Tanzania

Agenda

- About Camco
- Project Development and Investments
- Carbon Project Development
- Energy and Carbon Advisory
- **Outlook**

Outlook – 2nd half 2010

Camco is positioned with a strong platform and balance sheet for 2010

Project
Development
and Investments

Continue origination, development, issuance and commercial activities

Carbon

Develop projects and expand pipe-line of opportunities in China, SE Asia and the US

Advisory

Stabilise profitability, selective sector expansion

Appendix

Table 1 - Summary of Camco's carbon credit portfolio by stage

Progress through stage¹	30-Jun-10	31-Dec-09	30-Jun-10	31-Dec-09
	PDD Volume ²	PDD Volume ²	Risked Volume	Risked Volume
	(m tonnes)	(m tonnes)	(m tonnes)	(m tonnes)
Contracted	140.0	147.1	87.8	93.3
PDD complete	129.4	135.2	82.5	85.4
Host LoA	124.1	120.7	80.3	76.9
Validated	120.0	111.6	78.0	71.2
Submitted for registration	106.7	101.0	68.8	64.1
Registered	86.1	83.3	53.2	50.0
1st verification ³	67.3	65.8	46.7	44.9
Issued	13.1	8.8	13.1	8.8
Financed	121.1	124.2	80.7	83.3
Under construction	118.3	122.6	79.6	82.3
Operational	103.2	102.6	69.9	70.0

1 CDM stage or equivalent for JI and VER projects

2 Prior to validation or determination, PDD numbers reflect Camco's current anticipated project delivery.

3 Projects that have been through a minimum of one verification process or equivalent

Table 2 - Summary of Camco's In specie carbon credit portfolio¹

Progress through stage ²	30-Jun-10	31-Dec-09	30-Jun-10	31-Dec-09
	PDD Volume ³	PDD Volume ³	Risked Volume	Risked Volume
	(m tonnes)	(m tonnes)	(m tonnes)	(m tonnes)
Contracted	45.5	51.0	26.3	30.3
PDD complete	39.5	44.9	23.2	26.2
Host LoA	38.3	41.0	22.4	23.6
Validated	36.5	37.3	21.8	21.4
Submitted for registration	34.8	36.4	20.6	20.7
Registered	28.2	26.3	15.8	13.8
1st verification ⁴	16.5	16.1	11.3	10.8
Issued	2.0	0.8	2.0	0.8

1 Camco's in specie portfolio excludes VERs

2 CDM stage or equivalent for JI and VER projects

3 Prior to validation or determination, PDD numbers reflect Camco's current anticipated project delivery

4 Projects that have been through a minimum of one verification process or equivalent

Table 3 - Overview of Camco's carbon credit portfolio by contract type

Contract structure	30-Jun-10	31-Dec-09	30-Jun-10	31-Dec-09
	PDD Volume	PDD Volume	Risked Volume	Risked Volume
	(m tonnes) ¹	(m tonnes) ¹	(m tonnes)	(m tonnes)
Carbon share	90.3	109.1	54.9	66.8
Held in specie ²	45.5	51.0	26.3	30.3
Cash share	41.1	29.3	26.0	19.3
VERs	8.6	8.7	6.9	7.2

1 Prior to validation or determination of official PDD forecasts, PDD numbers reflect Camco's current anticipated project delivery..

2 Carbon share held in specie refers to the portion of the carbon asset portfolio over which Camco has an interest

Table 4 - Additional information on Camco's portfolio

	30-Jun-10	31-Dec-09
	Risked Volume	Risked Volume
	(m tonnes)	(m tonnes)
Contract portfolio breakdown (m tonnes)		
CERs	68.7	71.5
ERUs	12.3	14.6
VERs	6.9	7.2
Total	87.8	93.3
Carbon share in specie (m tonnes)		
CERs	22.0	25.8
ERUs	4.2	4.5
Total	26.3	30.3

Table 4 - Continued

	30-Jun-10	31-Dec-09
	Risked Volume	Risked Volume
	(m tonnes)	(m tonnes)
Camco in specie portfolio and forward sales¹		
Carbon share	26.3	30.3
Carbon share sold	11.3	9.0
Cash share	26.0	19.3
Cash share forward sold	10.5	10.0
VERs	6.9	7.2
VERs forward sold	3.0	2.8
Price – in specie portfolio		
Average purchase price total	7.84	7.7
Average purchase price for tonnes to be delivered up to 2013 (excludes tonnes already delivered)	7.99	

¹ For a number of forward sales some percentage of Camco's sales price remains linked to market prices. For example, Camco may receive a percentage of the market price in addition to a guaranteed floor price

Camco